

Radiation Hardened 2.5V Reference

IS-1009RH, IS-1009EH

The Star*Power™ Radiation Hardened [IS-1009RH](#), [IS-1009EH](#) are a 2.5V shunt regulator diode is designed to provide a stable 2.5V reference over a wide current range.

These devices are designed to maintain stability over the full military temperature range and over time. The 0.2% reference tolerance is achieved by on-chip trimming.

An adjustment terminal is provided to allow for the calibration of system errors. The use of this terminal to adjust the reference voltage does not effect the temperature coefficient.

Constructed with the Intersil dielectrically isolated EBHF process, these devices are immune to single event latch-up and have been specifically designed to provide highly reliable performance in harsh radiation environments.

The IS-1009EH replaces the obsoleted IS-1009RH.

Specifications for Rad Hard QML devices are controlled by the Defense Logistics Agency Land and Maritime (DLA). The SMD numbers listed here must be used when ordering.

Detailed Electrical Specifications for these devices are contained in SMD [5962-00523](#).

Features

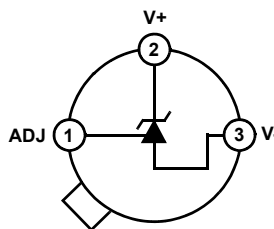
- Electrically screened to SMD #[5962-00523](#)
- QML qualified per MIL-PRF-38535 requirements
- EH version acceptance tested to 50krad(Si) (LDR)
- Radiation environment
 - High dose rate (50-300rad(Si)/s) 300 krad(Si)
 - Low dose rate (0.01rad(Si)/s) 50krad(Si)
 - Latch-up immune dielectrically isolated
- Reverse breakdown voltage (V_Z) 2.5V
- Change in V_Z vs current (400 μ A to 10mA) 6mV
- Change in V_Z vs temperature (-55°C to +125°C) 15mV
- Maximum reverse breakdown current 20mA
- Device is tested with 10 μ F shunt capacitance connected from V_+ to V_- , which provides optimum stability
- Interchangeable with 1009 and 136 industry types

Applications

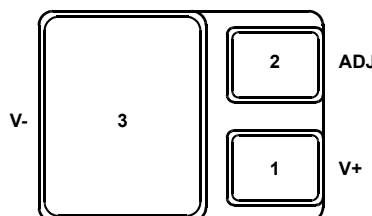
- Power supply monitoring
- Reference for 5V systems
- A/D and D/A reference

Pin Configurations

IS2-1009RH, IS2-1009EH
(TO-206AB CAN)
BOTTOM VIEW



ISYE-1009RH, ISYE-1009EH
(SMD.5)
BOTTOM VIEW



IS-1009RH, IS-1009EH

Ordering Information

ORDERING SMD NUMBER (Note 2)	INTERNAL MKT. NUMBER (Note 1)	PART MARKING (RoHS Compliant)	TEMP. RANGE (°C)
5962F0052302VXC	IS2-1009EH-Q	F00523V2	-55 to +125
5962F0052302VYC	ISYE-1009EH-Q	Q 5962F00 52302VYC	-55 to +125
5962F0052302V9A	ISO-1009EH-Q		-55 to +125
IS2-1009EH/PROTO	IS2-1009EH/PROTO	IS2- 1009EH /PROTO	-55 to +125
ISYE-1009EH/PROTO	ISYE-1009EH/PROTO	ISYE- 1009EH /PROTO	-55 to +125
ISO-1009EH/SAMPLE	ISO-1009EH/SAMPLE		-55 to +125
5962F0052301VXC	IS2-1009RH-Q No longer available or supported	F00523V	-55 to +125
5962F0052301QXC	IS2-1009RH-8 No longer available or supported	F00523 01QXC Q	-55 to +125
5962F0052301VYC	ISYE-1009RH-Q No longer available or supported	Q 5962F00 52301VYC	-55 to +125
5962F0052301QYC	ISYE-1009RH-8 No longer available or supported	Q 5962F00 52301QYC	-55 to +125
IS2-1009RH/PROTO	IS2-1009RH/PROTO No longer available or supported	IS2-1009RH/PROTO	-55 to +125
ISYE-1009RH/PROTO	ISYE-1009RH/PROTO No longer available or supported	ISYE-1009RH/PROTO	-55 to +125
5962F0052301V9A	ISO-1009RH-Q No longer available or supported		-55 to +125
ISO-1009RH/SAMPLE	ISO-1009RH/SAMPLE No longer available or supported		-55 to +125

NOTES:

1. These Intersil Pb-free Hermetic packaged products employ 100% Au plate - e4 termination finish, which is RoHS compliant and compatible with both SnPb and Pb-free soldering operations.
2. Specifications for Rad Hard QML devices are controlled by the Defense Logistics Agency Land and Maritime (DLA). The SMD numbers listed in the "Ordering Information" table must be used when ordering.

IS-1009RH, IS-1009EH

Die Characteristics

DIE DIMENSIONS

1270 μ m x 1778 μ m (50 mils x 70 mils)
Thickness: 356 μ m \pm 25.4 μ m (14 mils \pm 1 mil)

INTERFACE MATERIALS

Glassivation

Type: Nitride (Si₃N₄)
Nitride Thickness: 4.0k Å \pm 1.0k Å

Top Metallization

Type: AlSiCu
Thickness: 16.0k Å \pm 2k Å

Substrate

EBHF, Dielectric Isolation

Backside Finish

Silicon

ASSEMBLY RELATED INFORMATION

Substrate Potential

Unbiased (DI)

ADDITIONAL INFORMATION

Worst Case Current Density

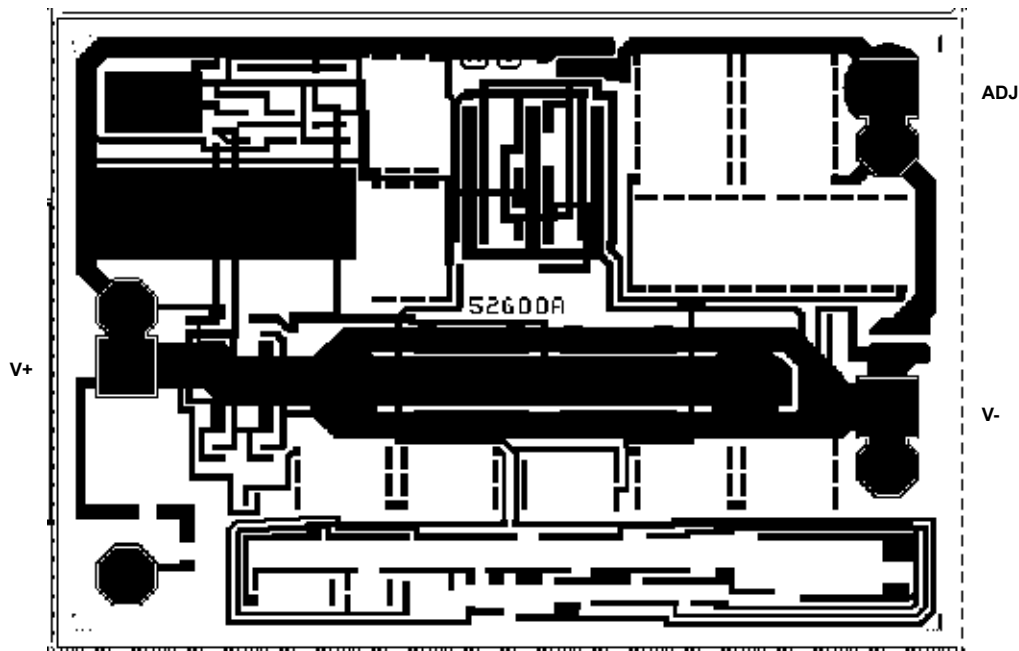
$<1.0 \times 10^5$ A/cm²

Transistor Count

26

Metallization Mask Layout

IS-1009RH, IS-1009EH



IS-1009RH, IS-1009EH

Revision History

The revision history provided is for informational purposes only and is believed to be accurate, but not warranted. Please go to the web to make sure that you have the latest revision.

DATE	REVISION	CHANGE
November 19, 2015	FN4780.7	Added Rev History and About Intersil verbiage. Added to page 1 introduction "The IS-1009EH replaces the obsoleted IS-1009RH." Updated Ordering Information on page 2 as follows: Marked RH obsolete parts "No longer available or supported" Added EH Proto and Sample parts.

About Intersil

Intersil Corporation is a leading provider of innovative power management and precision analog solutions. The company's products address some of the largest markets within the industrial and infrastructure, mobile computing and high-end consumer markets.

For the most updated datasheet, application notes, related documentation and related parts, please see the respective product information page found at www.intersil.com.

You may report errors or suggestions for improving this datasheet by visiting www.intersil.com/ask.

Reliability reports are also available from our website at www.intersil.com/support.

For additional products, see www.intersil.com/en/products.html

Intersil products are manufactured, assembled and tested utilizing ISO9001 quality systems as noted in the quality certifications found at www.intersil.com/en/support/qualandreliability.html

Intersil products are sold by description only. Intersil Corporation reserves the right to make changes in circuit design, software and/or specifications at any time without notice. Accordingly, the reader is cautioned to verify that data sheets are current before placing orders. Information furnished by Intersil is believed to be accurate and reliable. However, no responsibility is assumed by Intersil or its subsidiaries for its use; nor for any infringements of patents or other rights of third parties which may result from its use. No license is granted by implication or otherwise under any patent or patent rights of Intersil or its subsidiaries.

For information regarding Intersil Corporation and its products, see www.intersil.com